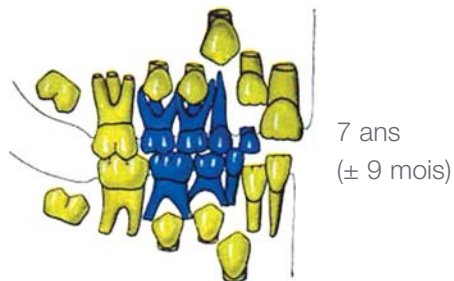


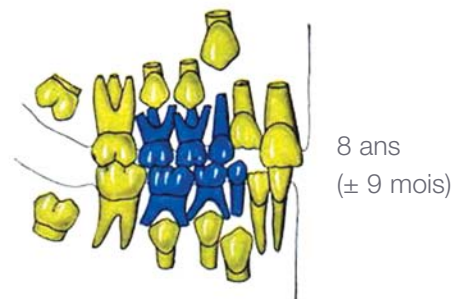
# Développement dentaire (suite)

SCHOUR AND MASSLER DENTAL DEVELOPMENT DIAGRAMS

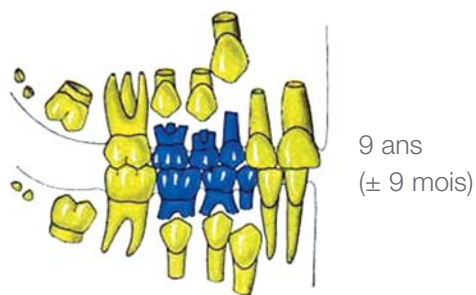
## DENTITION MIXTE



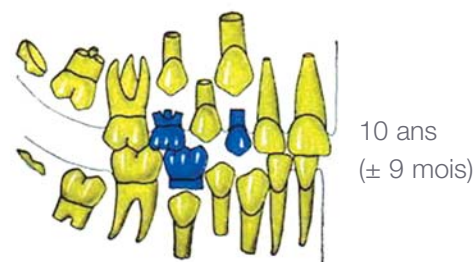
7 ans  
(± 9 mois)



8 ans  
(± 9 mois)



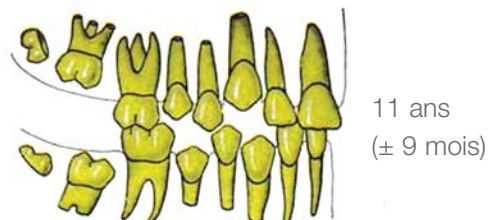
9 ans  
(± 9 mois)



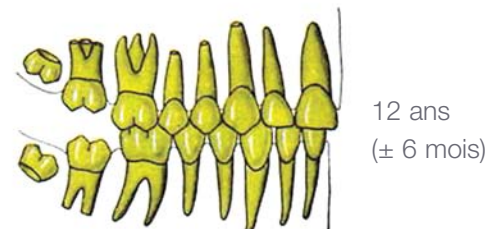
10 ans  
(± 9 mois)

ENFANCE (ÂGE SCOLAIRE)

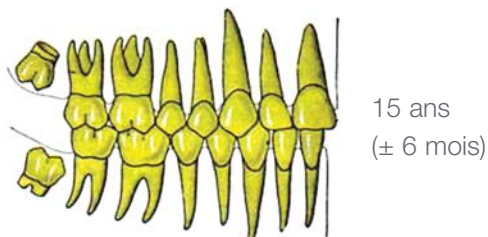
## DENTITION PERMANENTE



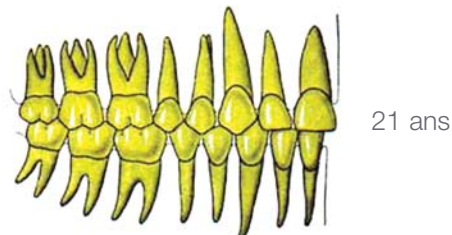
11 ans  
(± 9 mois)



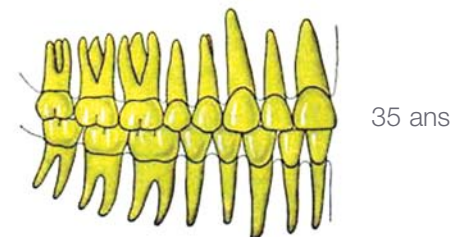
12 ans  
(± 6 mois)



15 ans  
(± 6 mois)



21 ans



35 ans

ADOLESCENCE ET ÂGE ADULTE

Adaptation de :  
Major M. Ash, Jr., Wheeler's Dental Anatomy, Physiology and Occlusion, 7th ed., W.B. Saunders, Philadelphia, 1993.